

# How It Works: Tutor.com Classroom

Connecting with expert tutors for on-demand, 1:1 help

The expert tutors at Tutor.com can help you work through a tough homework problem, improve your writing skills, study for a test, review a difficult concept, and so much more!

## Get started

1. Go to: [www.tutor.com/NXP](http://www.tutor.com/NXP)
2. Sign in with your @NXP.com email address and password NXPtutor
3. Explore your options! Connect with a tutor now, try the essay drop-off, try a quiz, or check out the SAT/ACT Essentials.

01

The screenshot shows the Tutor.com interface for selecting a subject and grade. The 'Topic' dropdown is set to 'K - Grade 5' and the 'Subject' dropdown is set to 'Select a subject...'. There is a 'Grade' dropdown set to 'Select a grade...'. A 'CONNECT NOW' button is visible at the bottom right. To the right of the form, there are several tool icons: 'TNY Real-time voice chat', 'URI The built-in graphing calculator', 'TNY In the chat test editor', and 'CODE In the multi-language code editor'. A small text box above the tools says: 'Things to know: We have some handy tools in the Online Classroom that make it easy to get the help you need.'

## Get the right tutor

Fill in the quick pre-session questionnaire. Using this information, we will match you with the first available tutor best qualified to assist you.

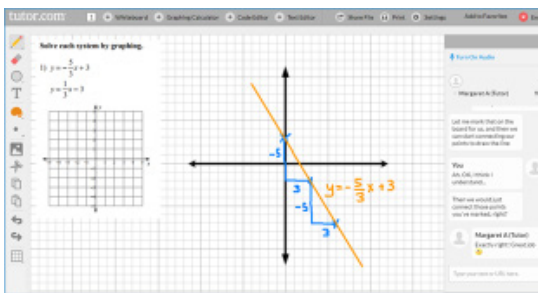
02

This screenshot shows the same form as in step 1, but with 'Math' selected in the 'Topic' dropdown and 'Calculus' selected in the 'Subject' dropdown. The 'CONNECT NOW' button is still visible at the bottom right.

## Communicate

Use our chat box or an audio connection to instant message or speak with your tutor in the online classroom. You and the tutor may also use the interactive whiteboard to share work and ideas. *All activity in the classroom is recorded for review and quality control.*

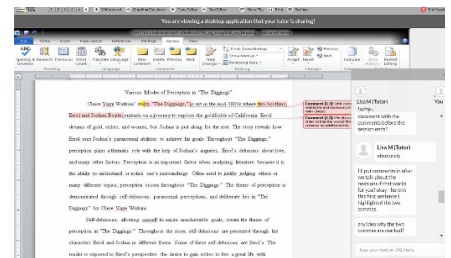
03



## Share a file

You can share many types of files with your tutor in the classroom. Upload an essay, your lab report, a PowerPoint presentation, and more. You and your tutor will be able to view the file together in the classroom.

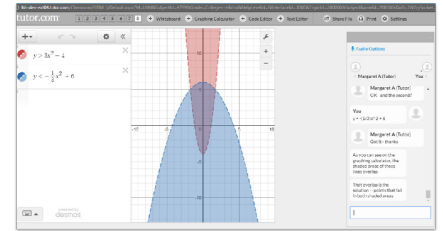
04



05

## Use special tools

The classroom includes a graphing calculator, text editor, and code editor when working on subject material that may require these special tools. Open them by using the buttons above the whiteboard.

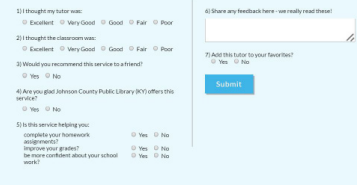


06

## Rate & review your session

After each session, be sure to let us know how we did! Complete the survey and share your comments. Then you'll have the option to play a video of your session, and email or print the chat log and whiteboards.

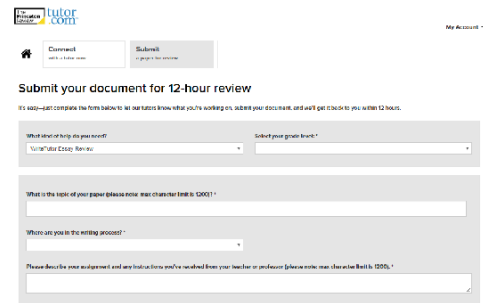
Please answer this survey.



07

## Submit your paper

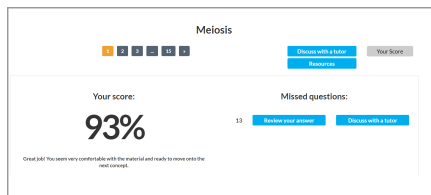
Our **Drop-Off Review** service allows you to get expert help from a tutor without having to connect for a real-time session. Upload your writing assignment and get detailed feedback and explanations within 12 hours. Retrieve your tutor's completed review under **My Sessions**.



08

## Practice for a test

Use our practice quizzes to assess your level of knowledge and practice for upcoming tests or quizzes in math, science, and English. Take a quiz, review your results, and connect with a tutor to discuss any missed questions.



09

## Use My Account

- Review previous sessions and retrieve drop-off reviews from **My Sessions**. Be sure to tag your favorite tutors when reviewing your sessions.
- Reconnect with your favorite tutors or see when they are next scheduled from the **My Favorite Tutors** section.
- Access files you have saved or those you have shared with your tutors in session from **My Locker**.

My Account ▾

My Sessions  
My Favorite Tutors  
My Locker  
Account Settings  
Sign out